

STATE OF UTAH




OFFICE OF THE LIEUTENANT GOVERNOR

CERTIFICATE OF INCORPORATION

I, Deidre M. Henderson, Lieutenant Governor of the State of Utah, hereby certify that there has been filed in my office a notice of incorporation for the TOWN OF SPRING LAKE located in UTAH COUNTY, dated DECEMBER 18, 2025, complying with §10-2a-217, Utah Code Annotated, 1953, as amended.

Now, therefore, notice is hereby given to all whom it may concern that the attached is a true and correct copy of the notice of incorporation, referred to above, on file with the Office of the Lieutenant Governor pertaining to the TOWN OF SPRING LAKE, located UTAH COUNTY, State of Utah.

IN TESTIMONY WHEREOF, I have hereunto set my hand, and affixed the Great Seal of the State of Utah this 16th day of JANUARY, 2026 at Salt Lake City, Utah.



A handwritten signature in black ink, reading "Deidre M. Henderson".

DEIDRE M. HENDERSON
Lieutenant Governor



Office of the Lieutenant Governor

Ballot Proposition Number Application

As directed by Utah Code Annotated §20A-6-107, the Lieutenant Governor shall assign each ballot proposition a unique number.
BONDS are not numbered, but they are titled in accordance with Utah Code Annotated §11-14-206.

1. Date: August 5, 2024
2. Requestor's name: Jason Scott Knapp
3. Name of county or municipality: Spring Lake
4. Name of ballot proposition: Incorporation of Spring Lake
5. Short description of proposition: Proposition to incorporate the area of Spring Lake as a municipality in the State of Utah.
6. Election for which this proposition will appear on the ballot: November 5, 2024
7. Utah Code Annotated §20A-6-107(2)(b)(iii) allows multiple propositions to share a proposition number if the following criteria is met:
 - The sponsors of each proposition agree, in writing, to share the number; and
 - The ballot propositions sharing the same number are identical in their terms, purpose, and effect, with jurisdiction being the only significant difference between the ballot propositions.

Would you like to share a ballot proposition number? YES NO

a. *If you answered YES*, please list the other counties or municipalities with which you would like to share the proposition number:

b. *If you answered YES*, please attach the sponsors' written agreement to this application.

8. **Please attach the resolution or documentation that establishes this ballot proposition.** Utah Code Annotated §20A-6-106 states that ballot questions must be submitted to the election officer no later than 65 days before the date of the election at which the matter will be submitted to the voters.

See attached Certification of Petition for Incorporation

(This number is assigned by the Lieutenant Governor's Office)

Assigned ballot proposition number: Proposition # 9

STATE OF UTAH



OFFICE OF THE LIEUTENANT GOVERNOR
CERTIFICATION OF PETITION FOR INCORPORATION

I, Deidre M. Henderson, Lieutenant Governor of the State of Utah, hereby certify that the petition for incorporation filed by the sponsors of the Spring Lake Incorporation on May 29, 2024, meets the requirements outlined in UCA §10-2a-208.

In accordance with UCA §10-2a-210 the Office of the Lieutenant Governor will direct the Utah County legislative body to schedule and hold an incorporation election for the proposed municipality during the Regular General Election on November 5, 2024.

IN TESTIMONY WHEREOF, I have hereunto set my hand, and affixed the Great Seal of the State of Utah on July 15th, 2024, in Salt Lake City, Utah.



DEIDRE M. HENDERSON
Lieutenant Governor

STATE OF UTAH




OFFICE OF THE LIEUTENANT GOVERNOR
CERTIFICATION OF PETITION FOR INCORPORATION

I, Deidre M. Henderson, Lieutenant Governor of the State of Utah, hereby certify that the petition for incorporation filed by the sponsors of the Spring Lake Incorporation on May 29, 2024, meets the requirements outlined in UCA §10-2a-208.

In accordance with UCA §10-2a-210 the Office of the Lieutenant Governor will direct the Utah County legislative body to schedule and hold an incorporation election for the proposed municipality during the Regular General Election on November 5, 2024.

IN TESTIMONY WHEREOF, I have hereunto set my hand, and affixed the Great Seal of the State of Utah on July 15th, 2024, in Salt Lake City, Utah.



A handwritten signature in black ink, appearing to read "Deidre M. Henderson".

DEIDRE M. HENDERSON
Lieutenant Governor

STATISTICS

	TOTAL
Registered Voters - Total	368,875
Ballots Cast - Total	308,981
Ballots Cast - Blank	17
Voter Turnout - Total	83.76%

Disclaimer: The precinct level report was too large to upload, please contact the county clerk to get this file

U.S. President

Vote For 1

	TOTAL	VOTE %
REP DONALD J. TRUMP JD VANCE	203,476	66.65%
DEM KAMALA D. HARRIS TIM WALZ	84,937	27.82%
Write-In: UNCERTIFIED PRESIDENT WRITE-IN	7,128	2.34%
LIB CHASE OLIVER MIKE TER MAAT	4,397	1.44%
CON JOEL SKOUSEN RIK COMBS	2,164	0.71%
GRN JILL STEIN RUDOLPH WARE	1,582	0.52%
CLAUDIA DE LA CRUZ KARINA ALEXANDRA GARCIA	536	0.18%
LUCIFER "JUSTIN CASE" EVERYLOVE	470	0.15%
CORNEL RONALD WEST MELINA	382	0.13%
Write-In: PETER SONSKI LAUREN MICHELLE ONAK	155	0.05%
Write-In: STEVE M. JOHNSON	30	0.01%
Write-In: JAY J BOWMAN DE D.	13	0.00%
Write-In: FUTURE MADAM POTUS	1	0.00%
Write-In: BUDDIE ARDEN	0	0.00%
Write-In: SHONDRA YEVETTE	0	0.00%
Write-In: ANDRE RAMON MC NEIL	0	0.00%
Write-In Totals	7,327	2.40%
Not Assigned	0	0.00%
Total Votes Cast	305,271	100.00%
Overvotes	42	
Undervotes	3,668	
Contest Totals	308,981	

U.S. Senate

Vote For 1

	TOTAL	VOTE %
REP JOHN CURTIS	214,605	71.78%
DEM CAROLINE GLEICH	60,490	20.23%
IAP CARLTON E. BOWEN	21,419	7.16%
Write-In: UNCERTIFIED SENATE	2,376	0.79%
Write-In: LAIRD FETZER HAMBLIN	70	0.02%
Write-In Totals	2,446	0.82%
Not Assigned	0	0.00%
Total Votes Cast	298,960	100.00%
Overvotes	22	
Undervotes	9,999	
Contest Totals	308,981	

US House 3

Vote For 1

	TOTAL	VOTE %
REP MIKE KENNEDY	120,259	74.86%
DEM GLENN J. WRIGHT	40,389	25.14%
Total Votes Cast	160,648	100.00%
Overvotes	9	
Undervotes	8,800	
Contest Totals	169,457	

U.S. House 4

Vote For 1

	TOTAL	VOTE %
REP BURGESS OWENS	98,063	73.61%
DEM KATRINA FALICK-WANG	25,389	19.06%
UUP VAUGHN R COOK	7,511	5.64%
M. EVAN BULLARD	2,254	1.69%
Total Votes Cast	133,217	100.00%
Overvotes	40	
Undervotes	6,267	
Contest Totals	139,524	

Governor

Vote For 1

	TOTAL	VOTE %
REP SPENCER J. COX DEIDRE M.	171,100	57.10%
Write-In: PHIL LYMAN NATALIE	59,531	19.87%
DEM BRIAN SMITH KING REBEKAH	54,536	18.20%
LIB J. ROBERT LATHAM BARRY EVAN	7,664	2.56%
IAP TOMMY WILLIAMS ARCHIE A.	4,979	1.66%
TOM TOMENY WILLIAM LANSING	951	0.32%
Write-In: UNCERTIFIED GOVERNOR WRITE-IN	815	0.27%
Write-In: CHARLIE TAUTUAA SYLVIA MIERA FISK	99	0.03%
Write-In Totals	60,445	20.17%
Not Assigned	0	0.00%
Total Votes Cast	299,675	100.00%
Overvotes	34	
Undervotes	8,954	
Contest Totals	308,663	

Attorney General

Vote For 1

	TOTAL	VOTE %
REP DEREK BROWN	193,005	65.97%
DEM RUDY J BAUTISTA	51,326	17.54%
UUP MICHELLE QUIST	24,115	8.24%
AUSTIN HEPWORTH	12,635	4.32%
LIB W. ANDREW MCCULLOUGH	11,462	3.92%
Total Votes Cast	292,543	100.00%
Overvotes	27	
Undervotes	16,093	
Contest Totals	308,663	

State Auditor

Vote For 1

	TOTAL	VOTE %
REP TINA CANNON	212,000	73.85%
DEM CATHERINE VOUTAZ	59,852	20.85%
CON JEFFREY L. OSTLER	15,216	5.30%
Total Votes Cast	287,068	100.00%
Overvotes	6	
Undervotes	21,589	
Contest Totals	308,663	

State Treasurer

Vote For 1

	TOTAL	VOTE %
REP MARLO M. OAKS	215,313	75.53%
DEM NEIL A HANSEN	52,970	18.58%
UFP MILES POMEROY	16,772	5.88%
Total Votes Cast	285,055	100.00%
Overvotes	49	
Undervotes	23,559	
Contest Totals	308,663	

State Senate 22 (Multi-County)

Vote For 1

	TOTAL	VOTE %
REP HEIDI BALDERREE	40,636	100.00%
Total Votes Cast	40,636	100.00%
Overvotes	0	
Undervotes	12,155	
Contest Totals	52,791	

State Senate 24 (Multi-County)

Vote For 1

	TOTAL	VOTE %
REP KEVEN J STRATTON	23,385	65.90%
LORI ANDERSEN SPRUANCE	12,098	34.10%
Total Votes Cast	35,483	100.00%
Overvotes	1	
Undervotes	4,353	
Contest Totals	39,837	

State Senate 26 (Multi-County)

Vote For 1

	TOTAL	VOTE %
REP DAVID HINKINS	16,615	73.18%
DEM CORBIN DAVID FROST	4,566	20.11%
ORAN STAINBROOK	1,524	6.71%
Total Votes Cast	22,705	100.00%
Overvotes	0	
Undervotes	2,020	
Contest Totals	24,725	

State Senate 27 (Multi-County)

Vote For 1

	TOTAL	VOTE %
REP DERRIN R OWENS	4,501	100.00%
Total Votes Cast	4,501	100.00%
Overvotes	0	
Undervotes	1,145	
Contest Totals	5,646	

State Senate 25

Vote For 1

	TOTAL	VOTE %
REP MIKE MCKELL	38,597	78.74%
DEM ALAN DALE HANSEN	10,420	21.26%
Total Votes Cast	49,017	100.00%
Overvotes	2	
Undervotes	3,924	
Contest Totals	52,943	

State House 66 (Multi-County)

Vote For 1

	TOTAL	VOTE %
REP TROY SHELLEY	720	100.00%
Total Votes Cast	720	100.00%
Overvotes	0	
Undervotes	137	
Contest Totals	857	

State House 50

Vote For 1

	TOTAL	VOTE %
REP STEPHANIE GRICIUS	17,414	100.00%
Total Votes Cast	17,414	100.00%
Overvotes	0	
Undervotes	5,174	
Contest Totals	22,588	

State House 51

Vote For 1

	TOTAL	VOTE %
REP JEFFERSON R MOSS	20,013	100.00%
Total Votes Cast	20,013	100.00%
Overvotes	0	
Undervotes	5,711	
Contest Totals	25,724	

State House 52

Vote For 1

	TOTAL	VOTE %
REP CORY MALOY	15,166	73.60%
DEM MICHAEL KELLER	5,440	26.40%
Total Votes Cast	20,606	100.00%
Overvotes	0	
Undervotes	1,836	
Contest Totals	22,442	

State House 53

Vote For 1

	TOTAL	VOTE %
REP KAY JEFFERY CHRISTOFFERSON	15,791	80.02%
UUP ALEX DAY	3,943	19.98%
Total Votes Cast	19,734	100.00%
Overvotes	0	
Undervotes	2,180	
Contest Totals	21,914	

State House 54

Vote For 1

	TOTAL	VOTE %
REP BRADY BRAMMER	19,780	100.00%
Total Votes Cast	19,780	100.00%
Overvotes	0	
Undervotes	5,875	
Contest Totals	25,655	

State House 55

Vote For 1

	TOTAL	VOTE %
REP JON HAWKINS	16,745	100.00%
Total Votes Cast	16,745	100.00%
Overvotes	0	
Undervotes	4,828	
Contest Totals	21,573	

State House 56

Vote For 1

	TOTAL	VOTE %
REP VAL L PETERSON	12,338	100.00%
Total Votes Cast	12,338	100.00%
Overvotes	0	
Undervotes	4,196	
Contest Totals	16,534	

State House 57

Vote For 1

	TOTAL	VOTE %
REP NELSON ABBOTT	12,553	72.53%
DEM ALAN FRANK KEELE	4,755	27.47%
Total Votes Cast	17,308	100.00%
Overvotes	0	
Undervotes	1,603	
Contest Totals	18,911	

State House 58

Vote For 1

	TOTAL	VOTE %
REP DAVID SHALLENBERGER	16,431	76.15%
DEM JOSHUA SORENSEN	5,147	23.85%
Total Votes Cast	21,578	100.00%
Overvotes	1	
Undervotes	1,673	
Contest Totals	23,252	

State House 60

Vote For 1

	TOTAL	VOTE %
REP TYLER JAMES CLANCY	6,738	100.00%
Total Votes Cast	6,738	100.00%
Overvotes	0	
Undervotes	2,229	
Contest Totals	8,967	

State House 61

Vote For 1

	TOTAL	VOTE %
REP LISA SHEPHERD	11,946	100.00%
Total Votes Cast	11,946	100.00%
Overvotes	0	
Undervotes	3,901	
Contest Totals	15,847	

State House 62

Vote For 1

	TOTAL	VOTE %
REP NORM THURSTON	9,286	65.49%
DEM KEVIN SLATER	4,894	34.51%
Total Votes Cast	14,180	100.00%
Overvotes	1	
Undervotes	1,235	
Contest Totals	15,416	

State House 63

Vote For 1

	TOTAL	VOTE %
REP STEPHEN L. WHYTE	18,412	80.30%
DEM MARK YOUNGQUIST	4,518	19.70%
Total Votes Cast	22,930	100.00%
Overvotes	1	
Undervotes	1,805	
Contest Totals	24,736	

State House 64

Vote For 1

	TOTAL	VOTE %
REP JEFF BURTON	17,179	84.20%
DEM RICK TREVER DOUGAN	3,224	15.80%
Total Votes Cast	20,403	100.00%
Overvotes	1	
Undervotes	1,478	
Contest Totals	21,882	

State House 65

Vote For 1

	TOTAL	VOTE %
REP DOUGLAS R WELTON	17,734	84.02%
DEM JOSEPH M HANSEN	3,373	15.98%
Total Votes Cast	21,107	100.00%
Overvotes	1	
Undervotes	1,257	
Contest Totals	22,365	

State School Board 10 (Multi-County)

Vote For 1

	TOTAL	VOTE %
REP MATT HYMAS	30,872	74.28%
DEM DEBORAH L. GATRELL	10,690	25.72%
Total Votes Cast	41,562	100.00%
Overvotes	0	
Undervotes	3,452	
Contest Totals	45,014	

State School Board 12 (Multi-County)

Vote For 1

	TOTAL	VOTE %
REP COLE J. KELLEY	33,568	69.65%
JASON L ALLEN	14,630	30.35%
Total Votes Cast	48,198	100.00%
Overvotes	3	
Undervotes	5,849	
Contest Totals	54,050	

State School Board 13

Vote For 1

	TOTAL	VOTE %
REP RANDY BOOTHE	66,868	100.00%
Total Votes Cast	66,868	100.00%
Overvotes	0	
Undervotes	24,018	
Contest Totals	90,886	

County Commissioner Seat C

Vote For 1

	TOTAL	VOTE %
REP SKYLER M. BELTRAN	208,529	77.19%
UUP ALAN WESSMAN	61,604	22.81%
Total Votes Cast	270,133	100.00%
Overvotes	224	
Undervotes	38,306	
Contest Totals	308,663	

County Assessor

Vote For 1

	TOTAL	VOTE %
REP BURT GARFIELD	240,468	100.00%
Total Votes Cast	240,468	100.00%
Overvotes	0	
Undervotes	68,195	
Contest Totals	308,663	

County Recorder

Vote For 1

	TOTAL	VOTE %
REP ANDREA ALLEN	240,563	100.00%
Total Votes Cast	240,563	100.00%
Overvotes	0	
Undervotes	68,100	
Contest Totals	308,663	

County Surveyor

Vote For 1

	TOTAL	VOTE %
REP ANTHONY D CANTO	239,836	100.00%
Total Votes Cast	239,836	100.00%
Overvotes	0	
Undervotes	68,827	
Contest Totals	308,663	

County Treasurer

Vote For 1

	TOTAL	VOTE %
REP KIM T JACKSON	239,887	100.00%
Total Votes Cast	239,887	100.00%
Overvotes	0	
Undervotes	68,776	
Contest Totals	308,663	

School Board Alpine 3

Vote For 1

	TOTAL	VOTE %
STACY BATEMAN	14,186	62.66%
BRIAN BIRD	8,454	37.34%
Total Votes Cast	22,640	100.00%
Overvotes	6	
Undervotes	5,310	
Contest Totals	27,956	

School Board Alpine 5

Vote For 1

	TOTAL	VOTE %
MARK CLEMENT	15,147	65.06%
JOHN T. GADD	8,135	34.94%
Total Votes Cast	23,282	100.00%
Overvotes	5	
Undervotes	4,943	
Contest Totals	28,230	

School Board Alpine 6

Vote For 1

	TOTAL	VOTE %
EMILY PETERSON	12,341	59.00%
SARA M. HACKEN	8,576	41.00%
Total Votes Cast	20,917	100.00%
Overvotes	17	
Undervotes	4,879	
Contest Totals	25,813	

School Board Nebo 1

Vote For 1

	TOTAL	VOTE %
BRIAN FARNSWORTH ROWLEY	7,053	77.76%
LAUREN R. DROWN	2,017	22.24%
Total Votes Cast	9,070	100.00%
Overvotes	8	
Undervotes	1,921	
Contest Totals	10,999	

School Board Nebo 3

Vote For 1

	TOTAL	VOTE %
SHAUNA J WARNICK	7,969	100.00%
Total Votes Cast	7,969	100.00%
Overvotes	0	
Undervotes	2,711	
Contest Totals	10,680	

School Board Nebo 6

Vote For 1

	TOTAL	VOTE %
JOHN STEWART TAYLOR	6,104	100.00%
Total Votes Cast	6,104	100.00%
Overvotes	0	
Undervotes	2,406	
Contest Totals	8,510	

School Board Nebo 7

Vote For 1

	TOTAL	VOTE %
B. SCOTT WILSON	5,410	62.88%
CARMA HEIMULI	3,193	37.12%
Total Votes Cast	8,603	100.00%
Overvotes	5	
Undervotes	1,483	
Contest Totals	10,091	

School Board Provo 5

Vote For 1

	TOTAL	VOTE %
TERI MCCABE	2,635	63.80%
CHRIS CASTLE	1,495	36.20%
Total Votes Cast	4,130	100.00%
Overvotes	5	
Undervotes	1,071	
Contest Totals	5,206	

School Board Provo 6

Vote For 1

	TOTAL	VOTE %
EMILY GARDNER HARRISON	5,119	100.00%
Total Votes Cast	5,119	100.00%
Overvotes	0	
Undervotes	2,115	
Contest Totals	7,234	

School Board Provo 7

Vote For 1

	TOTAL	VOTE %
GINA PURCELL HALES	2,372	100.00%
Total Votes Cast	2,372	100.00%
Overvotes	0	
Undervotes	1,103	
Contest Totals	3,475	

MATTHEW B. DURRANT Retention

Vote For 1

	TOTAL	VOTE %
YES	205,394	80.30%
NO	50,399	19.70%
Total Votes Cast	255,793	100.00%
Overvotes	40	
Undervotes	52,830	
Contest Totals	308,663	

RYAN D. TENNEY Retention

Vote For 1

	TOTAL	VOTE %
YES	201,808	80.47%
NO	48,971	19.53%
Total Votes Cast	250,779	100.00%
Overvotes	29	
Undervotes	57,855	
Contest Totals	308,663	

CHRISTINE S. JOHNSON Retention

Vote For 1

	TOTAL	VOTE %
YES	199,522	80.09%
NO	49,597	19.91%
Total Votes Cast	249,119	100.00%
Overvotes	33	
Undervotes	59,511	
Contest Totals	308,663	

JENNIFER A. MABEY Retention

Vote For 1

	TOTAL	VOTE %
YES	196,603	79.69%
NO	50,101	20.31%
Total Votes Cast	246,704	100.00%
Overvotes	27	
Undervotes	61,932	
Contest Totals	308,663	

ROGER WADSWORTH GRIFFIN Retention

Vote For 1

	TOTAL	VOTE %
YES	187,009	76.11%
NO	58,697	23.89%
Total Votes Cast	245,706	100.00%
Overvotes	29	
Undervotes	62,928	
Contest Totals	308,663	

SEAN M. PETERSEN Retention

Vote For 1

	TOTAL	VOTE %
YES	194,228	78.95%
NO	51,784	21.05%
Total Votes Cast	246,012	100.00%
Overvotes	39	
Undervotes	62,612	
Contest Totals	308,663	

DEREK P. PULLAN Retention

Vote For 1

	TOTAL	VOTE %
YES	182,983	74.41%
NO	62,940	25.59%
Total Votes Cast	245,923	100.00%
Overvotes	38	
Undervotes	62,702	
Contest Totals	308,663	

DENISE M. PORTER Retention

Vote For 1

	TOTAL	VOTE %
YES	196,073	79.77%
NO	49,734	20.23%
Total Votes Cast	245,807	100.00%
Overvotes	43	
Undervotes	62,813	
Contest Totals	308,663	

BRENT H. BARTHOLOMEW Retention

Vote For 1

	TOTAL	VOTE %
YES	195,578	79.39%
NO	50,760	20.61%
Total Votes Cast	246,338	100.00%
Overvotes	64	
Undervotes	62,261	
Contest Totals	308,663	

ANN P. BOYLE Retention

Vote For 1

	TOTAL	VOTE %
YES	13,707	78.62%
NO	3,727	21.38%
Total Votes Cast	17,434	100.00%
Overvotes	4	
Undervotes	4,380	
Contest Totals	21,818	

ERIC STEPHEN JEWELL Retention

Vote For 1

	TOTAL	VOTE %
YES	194,905	80.03%
NO	48,627	19.97%
Total Votes Cast	243,532	100.00%
Overvotes	15	
Undervotes	65,116	
Contest Totals	308,663	

Constitutional Amendment B

Vote For 1

	TOTAL	VOTE %
FOR	208,550	73.47%
AGAINST	75,311	26.53%
Total Votes Cast	283,861	100.00%
Overvotes	30	
Undervotes	24,772	
Contest Totals	308,663	

Constitutional Amendment C

Vote For 1

	TOTAL	VOTE %
FOR	233,499	82.40%
AGAINST	49,860	17.60%
Total Votes Cast	283,359	100.00%
Overvotes	16	
Undervotes	25,288	
Contest Totals	308,663	

PROPOSITION #5

Vote For 1

	TOTAL	VOTE %
FOR AUTHORIZATION OF THE IMPOSITION OF A ONE-TENTH OF ONE PERCENT (0.10%) RAP TAX	4,051	51.49%
AGAINST AUTHORIZATION OF THE IMPOSITION OF A ONE-TENTH OF ONE PERCENT (0.10%) RAP TAX	3,816	48.51%
Total Votes Cast	7,867	100.00%
Overvotes	0	
Undervotes	471	
Contest Totals	8,338	

PROPOSITION #9

Vote For 1

	TOTAL	VOTE %
YES	229	66.18%
NO	117	33.82%
Total Votes Cast	346	100.00%
Overvotes	0	
Undervotes	6	
Contest Totals	352	

PROPOSITION #10

Vote For 1

	TOTAL	VOTE %
YES	3,561	74.09%
NO	1,245	25.91%
Total Votes Cast	4,806	100.00%
Overvotes	0	
Undervotes	683	
Contest Totals	5,489	

PROPOSITION #11

Vote For 1

	TOTAL	VOTE %
YES	44,349	57.61%
NO	32,639	42.39%
Total Votes Cast	76,988	100.00%
Overvotes	4	
Undervotes	4,350	
Contest Totals	81,342	

PROPOSITION #13

Vote For 1

	TOTAL	VOTE %
FOR THE ISSUANCE OF A 0.1% RAP SALES AND USE TAX	12,124	58.07%
AGAINST THE ISSUANCE OF A 0.1% RAP SALES AND USE TAX	8,755	41.93%
Total Votes Cast	20,879	100.00%
Overvotes	0	
Undervotes	939	
Contest Totals	21,818	

PROPOSITION #14

Vote For 1

	TOTAL	VOTE %
YES	26,228	61.53%
NO	16,395	38.47%
Total Votes Cast	42,623	100.00%
Overvotes	0	
Undervotes	1,867	
Contest Totals	44,490	

Certification of the November 5, General Election

Board of Canvassers of Utah County, Utah

November 19, 2024 – 2:00PM

We, the Board of Canvassers of Utah County, Utah have declared elected or nominated those persons who had the highest number of votes; and sought election or nomination to an office completely within the board's jurisdiction.

We have reviewed the attached election results for the 2024 General Election. We certify the attached results, which may also be found by visiting Vote.Utahcounty.gov.

This concludes the report of the Utah County Board of Canvassers.




Skyler Beltran



Amelia Powers Gardner



Brandon B. Gordon



Aaron R. Davidson
Utah County Clerk

Utah County Canvass Statistics

November 5, 2024, General Election

Section 1 - Ballot Statistics

1A	83.8%	Voter Turnout
1B	368,875	Active voters (as of the voter registration deadline)
1C	270,453	Number of counted ballots (Mail or Drop Box)
1D	27,685	Number of counted ballots (In-person)
	1,205	Number of ballots that were returned electronically (UOCAVA/disability)
1F	9,642	Number of counted ballots (Provisional)
1G	308,985	Total number of ballots counted
1H		Does total ballots counted match the number of voters given vote history in VISTA
1I		If no, what is the difference
1L Explain:		Difference of 415. There were 107 ballots not checked in correctly at one of the vote centers. The remaining 308 are from provisional ballots that have not been given vote credit yet. We will be correcting those in the next couple of days.

Section 2: Challenged and Uncounted Ballot Statistics

2A	4,397	Number of envelopes with a signature that does not match the voter's signature
2B	188	Number of unsigned envelopes
2C	630	Number of challenged ballots for other curable reasons
2D	8,255	Total number of ballots that were challenged (cured and not cured combined)
2E	4,693	Total number of curable that were not cured
2F	56.9%	Percentage of curable ballots that were not cured
2G	255	Total number of ballots where the voter submitted a disability affidavit*

Section 3: Rejected ballot statistics (ballots that cannot be cured)

3A	519	Number of ballots that were returned after the postmark deadline
3B	137	Number of ballots rejected for other non-curable reasons
3C	656	Total number of rejected that were not curable
3D	2.2%	Percentage of ballots that were returned as undeliverable

Section 4: Provisional ballot statistics

4A	11309	Number of provisional ballots issued
4B	9642	Number of provisional ballots counted
4C	1244	Total Number of provisional ballots not counted
4D	29	Already Voted
4E	248	Insufficient ID
4F	4	Unsigned
4G	317	Incomplete Form
4H	646	Other
4I	85.3%	Percentage of provisionals that were counted
4J	5270	Number of provisional ballots that are same-day registration

Section 5: County Clerk Certification

Aaron Davidson
Utah County

I certify that the information contained in this report is true and accurate.

This report is sent to elections@utah.gov upon completion of the canvass



2024 Canvass - Audit Certification

Report

County: Utah County

Election: 2024 General Election

Paper Ballot Audit Summary

1. Number of paper ballots processed: 1265
2. Number of ballots audited: 1265
3. List the contests on the ballot that were audited:

US President

Commissioner C

UT Governor

Proposition 5

UT Senate 25

Were there any differences between the tabulation software and the votes marked on the paper ballots?

 Yes X No *(*If YES, please attach an explanation of any inconsistencies)*

DRE Machine Audit Summary (complete only if applicable) **Did not use DRE Machine**

1. Number of voting machines used in the election: _____
2. Number of polling places used for the election: _____
3. Number of voting machines audited: _____
4. Were tamper-evident seals affixed to all journal tape canisters? Yes No
*(*If no, please attach copies of the journal tape logs for the applicable canisters)*
5. Did all machine serial numbers match when the canisters were installed and removed? Yes No
*(*If no, please attach copies of the journal tape logs for the applicable canisters)*
6. Did any tape seals on the journal tape canisters show evidence of tampering? Yes No
*(*If yes, please attach copies of the logs for the applicable canisters)*
7. Were there any differences between the machine results and hand-counted results for any audited machine?
 Yes No *(*If yes, please attach copies of the hand count logs for the applicable canisters)*

Signature Affidavit Audit Summary

Total number of signature affidavits audited: 2782 (adjusted 11:00PM 11/18/2024)

Did the signature audit reveal any inconsistencies between a signature's initial verification and the audit?
 X Yes No *(*If YES, please attach an explanation of any inconsistencies)*

Clerk Certification – to be completed before the canvass

Yes No I certify that the audits described above were conducted according to the audit policy.

Yes No I certify that I have reviewed the number of vote histories recorded in VISTA and they closely match the number of ballots cast in my county during this election.

Number of ballots counted: 1265

Number of vote histories: 1265

Difference: 1


Explain any differences: One vote for King was assigned to uncertified governor write-in.

Yes No I certify that I have properly maintained chain of custody controls as outlined in 20A-3a-401.1 and Rule 623-8.

Yes No I certify that I have properly maintained the voter list in accordance with state and federal laws (20A-3a-404(2)).

Yes No I complied with the requirements of the software validation rule R623-7: "before using any voting equipment, and before each election, the election officer shall verify that the firmware version on any voting equipment matches the firmware version that is certified by the EAC."

County Clerk Signature



Date:

11/19/24

STATISTICS

	TOTAL
Registered Voters - Total	346,980
Ballots Cast - Total	120,657
Ballots Cast - Blank	37
Voter Turnout - Total	34.77%

School Board Aspen Peaks 1

Vote For 1

	TOTAL	VOTE %
DIANE KNIGHT	1,376	52.64%
MEGAN MULLINS	1,238	47.36%
Total Votes Cast	2,614	100.00%

School Board Aspen Peaks 2

Vote For 1

	TOTAL	VOTE %
STEVE SPARTI	2,658	52.08%
STACY BATEMAN	2,446	47.92%
Total Votes Cast	5,104	100.00%

School Board Aspen Peaks 3

Vote For 1

	TOTAL	VOTE %
NICKI BRAMMER	2,622	55.43%
MARY THOMAS	2,108	44.57%
Total Votes Cast	4,730	100.00%

School Board Aspen Peaks 4

Vote For 1

	TOTAL	VOTE %
AMBER BONNER	2,461	58.79%
WENDI JENSEN	1,725	41.21%
Total Votes Cast	4,186	100.00%

School Board Aspen Peaks 5

Vote For 1

	TOTAL	VOTE %
JASON HART	2,113	51.60%
MINDY QUIST	1,982	48.40%
Total Votes Cast	4,095	100.00%

School Board Aspen Peaks 6

Vote For 1

	TOTAL	VOTE %
JEANNE-MARIE BURROWS	1,715	51.49%
TYLER D. BAHR	1,616	48.51%
Total Votes Cast	3,331	100.00%

School Board Aspen Peaks 7

Vote For 1

	TOTAL	VOTE %
JASON THELER	2,876	58.49%
STEPHANIE JONES	2,041	41.51%
Total Votes Cast	4,917	100.00%

School Board Lake Mountain 1

Vote For 1

	TOTAL	VOTE %
JULIE MYERS	1,532	59.40%
ASHLEY LOTT	1,047	40.60%
Total Votes Cast	2,579	100.00%

November 4, 2025

Utah County

School Board Lake Mountain 2

Vote For 1

	TOTAL	VOTE %
JULIE KING	1,237	100.00%
Total Votes Cast	1,237	100.00%

School Board Lake Mountain 3

Vote For 1

	TOTAL	VOTE %
CHARITY JUDKINS	1,431	59.97%
MICHAEL O'CONNOR	955	40.03%
Total Votes Cast	2,386	100.00%

School Board Lake Mountain 4

Vote For 1

	TOTAL	VOTE %
ILENE STRONG	881	50.20%
HOLLAND RYMER	874	49.80%
Total Votes Cast	1,755	100.00%

School Board Lake Mountain 5

Vote For 1

	TOTAL	VOTE %
MATT ISAACSON	834	51.80%
AMANDA CLAWSON	776	48.20%
Total Votes Cast	1,610	100.00%

School Board Lake Mountain 6

Vote For 1

	TOTAL	VOTE %
MELISSA SAUSER	1,334	61.02%
MARION AH YOU CLINE	852	38.98%
Total Votes Cast	2,186	100.00%

School Board Lake Mountain 7

Vote For 1

	TOTAL	VOTE %
JOYLIN LINCOLN	1,261	56.90%
EDON DAVENPORT	955	43.10%
Total Votes Cast	2,216	100.00%

School Board Timpanogos 1

Vote For 1

	TOTAL	VOTE %
GUY FUGAL	2,999	51.37%
LORI BULLOCK	2,839	48.63%
Total Votes Cast	5,838	100.00%

School Board Timpanogos 2

Vote For 1

	TOTAL	VOTE %
JENNIFER LYMAN	3,140	70.69%
JOHN T. GADD	1,302	29.31%
Total Votes Cast	4,442	100.00%

School Board Timpanogos 3

Vote For 1

	TOTAL	VOTE %
DAVID H. SMITH	1,479	51.09%
NIKKI BRISTOW	1,416	48.91%
Total Votes Cast	2,895	100.00%

School Board Timpanogos 4

Vote For 1

	TOTAL	VOTE %
ADA WILSON	1,930	51.19%
JULIE WALKER	1,840	48.81%
Total Votes Cast	3,770	100.00%

School Board Timpanogos 5

Vote For 1

	TOTAL	VOTE %
MICHELE SORENSEN	3,265	58.78%
EMILY PETERSON	2,290	41.22%
Total Votes Cast	5,555	100.00%

School Board Timpanogos 6

Vote For 1

	TOTAL	VOTE %
GRACE REX	2,587	50.16%
AERWYN WHITLOCK	2,571	49.84%
Total Votes Cast	5,158	100.00%

School Board Timpanogos 7

Vote For 1

	TOTAL	VOTE %
STERLING HILTON	1,831	61.05%
CARA KRETSCHMER	1,168	38.95%
Total Votes Cast	2,999	100.00%

Alpine Mayor

Vote For 1

	TOTAL	VOTE %
CARLA MERRILL	2,253	100.00%
Total Votes Cast	2,253	100.00%

Alpine City Council

Vote For 2

	TOTAL	VOTE %
ANDREW YOUNG	1,682	31.21%
SARAH BLACKWELL	1,533	28.45%
TROY SLADE	1,106	20.52%
JENNIFER WADSWORTH	1,068	19.82%
Total Votes Cast	5,389	100.00%

American Fork Mayor

Vote For 1

	TOTAL	VOTE %
BRAD FROST	4,863	78.10%
GEORGE BROWN	1,364	21.90%
Total Votes Cast	6,227	100.00%

American Fork City Council

Vote For 2

	TOTAL	VOTE %
RYAN HUNTER	3,873	33.69%
STACI CARROLL	3,843	33.43%
DEB ANDERSON	2,990	26.01%
SETH STEWART	790	6.87%
Total Votes Cast	11,496	100.00%

Cedar Fort Mayor

Vote For 1

	TOTAL	VOTE %
WYATT COOK	110	100.00%
Total Votes Cast	110	100.00%

Cedar Fort Town Council Seat A

Vote For 1

	TOTAL	VOTE %
ALEXANDER CARTER	106	100.00%
Total Votes Cast	106	100.00%

Cedar Fort Town Council Seat B

Vote For 1

	TOTAL	VOTE %
ERIC BOUD	85	100.00%
Total Votes Cast	85	100.00%

Eagle Mountain Mayor

Vote For 1

	TOTAL	VOTE %
JARED R. GRAY	4,506	51.78%
MELISSA CLARK	4,197	48.22%
Total Votes Cast	8,703	100.00%

Eagle Mountain City Council

Vote For 2

	TOTAL	VOTE %
CRAIG WHITING	4,224	26.80%
BRETT L WRIGHT	4,020	25.51%
EMILY BUSS	3,839	24.36%
CHARLOTTE DUCOS	3,677	23.33%
Total Votes Cast	15,760	100.00%

Proposition #8 Eagle Mountain

Vote For 1

	TOTAL	VOTE %
YES	4,992	57.29%
NO	3,722	42.71%
Total Votes Cast	8,714	100.00%

Elk Ridge Mayor

Vote For 1

	TOTAL	VOTE %
ROBERT HADDOCK	706	62.20%
TERI LEE SHELLEY	429	37.80%
Total Votes Cast	1,135	100.00%

Elk Ridge City Council

Vote For 2

	TOTAL	VOTE %
TANYA WILLIS	859	50.83%
JARED PETERSON	831	49.17%
Total Votes Cast	1,690	100.00%

Genola Mayor

Vote For 1

	TOTAL	VOTE %
NEIL BROWN	362	81.72%
CHRIS D. GREENWOOD	81	18.28%
Total Votes Cast	443	100.00%

Genola Town Council (4 Year)

Vote For 2

	TOTAL	VOTE %
CHAD COBURN	302	41.03%
GRANT LUNDBERG	301	40.90%
CORINNE AAGARD	133	18.07%
Total Votes Cast	736	100.00%

Genola Town Council (2 Year)

Vote For 1

	TOTAL	VOTE %
BRENAN JACKSON	384	91.43%
TROY ROBERT GUSTAFSON	36	8.57%
Total Votes Cast	420	100.00%

Goshen Mayor

Vote For 1

	TOTAL	VOTE %
STEVEN R STAHELI	137	77.84%
DAVID PETER OKELBERRY	39	22.16%
Total Votes Cast	176	100.00%

Goshen Town Council

Vote For 2

	TOTAL	VOTE %
ALISHA DANIELLE WILLIAMS	146	63.20%
CHARLES PIPKIN	85	36.80%
Total Votes Cast	231	100.00%

Highland City Mayor

Vote For 1

	TOTAL	VOTE %
BRITTNEY P. BILLS	3,468	100.00%
Total Votes Cast	3,468	100.00%

Highland City Council

Vote For 2

	TOTAL	VOTE %
SCOTT L. SMITH	2,450	29.94%
LIZ RICE	2,334	28.52%
RON CAMPBELL	1,827	22.33%
WES WARREN	1,572	19.21%
Total Votes Cast	8,183	100.00%

Lehi Mayor

Vote For 1

	TOTAL	VOTE %
PAUL BINNS	7,909	53.50%
PAIGE ALBRECHT	6,873	46.50%
Total Votes Cast	14,782	100.00%

Lehi City Council

Vote For 2

	TOTAL	VOTE %
JAMES HARRISON	7,603	27.43%
RACHEL FREEMAN	7,163	25.84%
EMILY LOCKHART	6,972	25.15%
JARED V. PETERSON	5,982	21.58%
Total Votes Cast	27,720	100.00%

Lindon Mayor

Vote For 1

	TOTAL	VOTE %
CAROLYN LUNDBERG	2,201	100.00%
Total Votes Cast	2,201	100.00%

Lindon City Council

Vote For 2

	TOTAL	VOTE %
VAN BRODERICK	1,875	42.12%
JACOB HOYT	1,845	41.44%
DESIREE GREEN	732	16.44%
Total Votes Cast	4,452	100.00%

Mapleton Mayor

Vote For 1

	TOTAL	VOTE %
THERIN GARRETT	3,164	60.53%
DALLAS HAKES	2,063	39.47%
Total Votes Cast	5,227	100.00%

Mapleton City Council

Vote For 2

	TOTAL	VOTE %
KASEY BECK	2,923	30.97%
JAKE LAKE	2,237	23.70%
FRANCIS GIBSON	2,171	23.01%
MELANIE BOTT	2,106	22.32%
Total Votes Cast	9,437	100.00%

Orem Mayor

Vote For 1

	TOTAL	VOTE %
KAREN MCCANDLESS	9,574	51.39%
DAVE YOUNG	9,056	48.61%
Total Votes Cast	18,630	100.00%

Orem City Council

Vote For 3

	TOTAL	VOTE %
QUINN MECHAM	9,474	17.60%
CRYSTAL MUHLESTEIN	9,102	16.91%
LANAE MILLETT	9,077	16.86%
DAVID M. SPENCER	8,789	16.33%
DOYLE MORTIMER	8,628	16.03%
ANGELA MOULTON	8,557	15.90%
Write-In: UNCERTIFIED OREM CITY COUNCIL WRITE-IN	99	0.18%
Write-In: TRUMAN VAN COTT	96	0.18%
Write-In Totals	195	0.36%
Not Assigned	0	0.00%
Total Votes Cast	53,822	100.00%

Payson Mayor

Vote For 1

	TOTAL	VOTE %
BILL WRIGHT	2,617	100.00%
Total Votes Cast	2,617	100.00%

Payson City Council

Vote For 2

	TOTAL	VOTE %
BOB PROVSTGAARD	1,839	32.54%
LACEE SMITH	1,527	27.02%
KIRK D. BEECHER	1,284	22.72%
EASTON BRADY	1,001	17.71%
Total Votes Cast	5,651	100.00%

Pleasant Grove Mayor

Vote For 1

	TOTAL	VOTE %
ERIC JENSEN	4,353	55.71%
CYD LEMONE	3,460	44.29%
Total Votes Cast	7,813	100.00%

Pleasant Grove City Council

Vote For 2

	TOTAL	VOTE %
DIANNA N ANDERSEN	5,113	39.13%
TODD N. WILLIAMS	4,367	33.42%
TAMARA NAYLOR	3,586	27.45%
Total Votes Cast	13,066	100.00%

Provo City Mayor

Vote For 1

	TOTAL	VOTE %
MARSHA JUDKINS	8,703	51.24%
MICHELLE KAUFUSI	8,281	48.76%
Total Votes Cast	16,984	100.00%

Provo City Council City Wide I

Vote For 1

	TOTAL	VOTE %
KATRICE MACKAY	9,739	58.49%
ADAM SHIN	6,912	41.51%
Total Votes Cast	16,651	100.00%

Provo City Council District 2

Vote For 1

	TOTAL	VOTE %
JEFF WHITLOCK	2,035	52.65%
HANNAH PETERSEN	1,830	47.35%
Total Votes Cast	3,865	100.00%

Provo City Council District 5

Vote For 1

	TOTAL	VOTE %
RACHEL WHIPPLE	964	66.12%
SAM BLACKBURN	494	33.88%
Total Votes Cast	1,458	100.00%

Proposition #5 Provo

Vote For 1

	TOTAL	VOTE %
FOR the continuation of the RAP Tax for 10 years	14,068	85.68%
AGAINST the continuation of the RAP	2,352	14.32%
Total Votes Cast	16,420	100.00%

Salem Mayor

Vote For 1

	TOTAL	VOTE %
CRISTY SIMONS	1,596	60.32%
MATTHEW DURKOVICH	1,050	39.68%
Total Votes Cast	2,646	100.00%

Salem City Council

Vote For 2

	TOTAL	VOTE %
CRAIG SACCO	1,903	41.51%
DELYS SNYDER	1,572	34.29%
JONATHON WATSON	1,109	24.19%
Total Votes Cast	4,584	100.00%

Saratoga Springs Mayor

Vote For 1

	TOTAL	VOTE %
CHRIS CARN	4,928	100.00%
Total Votes Cast	4,928	100.00%

Saratoga Springs City Council

Vote For 2

	TOTAL	VOTE %
EMMA WILSON	3,735	36.13%
ROB TAYLOR	2,478	23.97%
KEVIN MCMILLAN	2,379	23.01%
TYLER TOLLEY	1,747	16.90%
Total Votes Cast	10,339	100.00%

Spanish Fork Mayor

Vote For 1

	TOTAL	VOTE %
MIKE MENDENHALL	4,060	58.49%
SCOTT NEILSON	2,881	41.51%
Total Votes Cast	6,941	100.00%

November 4, 2025

Utah County

Spanish Fork City Council

Vote For 2

	TOTAL	VOTE %
KEVIN OYLER	4,753	36.56%
SHANE MARSHALL	3,851	29.62%
VALERIE MILLS	2,690	20.69%
BRYAN EDMAN	1,707	13.13%
Total Votes Cast	13,001	100.00%

Spring Lake Mayor

Vote For 1

	TOTAL	VOTE %
WADE MENLOVE	192	100.00%
Total Votes Cast	192	100.00%

Spring Lake Town Council (4 Year)

Vote For 2

	TOTAL	VOTE %
ROBERT JUDD	138	31.80%
DAVID CHARLES	135	31.11%
JOY BENSON	117	26.96%
DANISE FARREN	44	10.14%
Total Votes Cast	434	100.00%

Spring Lake Town Council (2 Year)

Vote For 2

	TOTAL	VOTE %
ROBERT C. MARSH	141	32.79%
SHARON BASCOM	118	27.44%
RICHARD BEHLING	98	22.79%
RYAN MOORE	73	16.98%
Total Votes Cast	430	100.00%

Springville Mayor

Vote For 1

	TOTAL	VOTE %
MATT PACKARD	4,806	83.93%
RAY GROVER	920	16.07%
Total Votes Cast	5,726	100.00%

Springville City Council

Vote For 2

	TOTAL	VOTE %
MICHAEL SNELSON	4,297	42.96%
KAREN ELLINGSON	4,218	42.17%
NATHAN CLARK	1,488	14.88%
Total Votes Cast	10,003	100.00%

Vineyard Mayor

Vote For 1

	TOTAL	VOTE %
ZACK STRATTON	1,417	54.13%
MARDI SIFUENTES	1,173	44.81%
Write-In: UNCERTIFIED VINEYARD MAYOR WRITE-IN	28	1.07%
Write-In Totals	28	1.07%
Not Assigned	0	0.00%
Total Votes Cast	2,618	100.00%

Vineyard City Council

Vote For 3

	TOTAL	VOTE %
PARKER MCCUMBER	1,460	20.61%
JACOB WOOD	1,389	19.60%
DAVID LAURET	1,348	19.03%
EZRA NAIR	1,002	14.14%
BRETT CLAWSON	998	14.09%
CADEN RHOTON	861	12.15%
Write-In: UNCERTIFIED VINEYARD CITY COUNCIL WRITE-IN	27	0.38%
Write-In Totals	27	0.38%
Not Assigned	0	0.00%
Total Votes Cast	7,085	100.00%

Woodland Hills Mayor

Vote For 1

	TOTAL	VOTE %
BEN HILLYARD	455	71.54%
ROGER FULLER	181	28.46%
Total Votes Cast	636	100.00%

Woodland Hills City Council

Vote For 2

	TOTAL	VOTE %
JANET LUNT	437	38.40%
STEVEN LEE JOHNS	359	31.55%
MICHAEL MEYERS	342	30.05%
Total Votes Cast	1,138	100.00%

Standardized Canvass Statistics Report

Utah County - 2025 Municipal / Local School Board General Election

Fill the **highlighted orange cells** only.
Submit to elections@utah.gov upon completion of the canvass.

Section 1: Active Voters and Turnout

34.8%	Voter turnout
34.8%	Proportion of active voters and same-day registrants who cast counted ballots
346,980	Active voters (use only the number given to counties the Friday before the election)

Section 2: Counted Ballot Statistics

120,657	Total ballots counted
118,390	Mail ballots counted
118	In-person early voting period ballots counted
1,825	In-person election day ballots counted
7	Disability ballots counted returned electronically
110	UOCAVA ballots counted returned electronically
206	Provisional ballots counted
1	Emergency ballots counted

Section 3: Vote History Reconciliation

120,660	Vote histories given
No	Does total ballots counted match the number of voters given vote history in VISTA?
3	If no, what is the difference? (surplus vote histories)
	If no, provide an explanation below.
3 fleeing voters (American Fork - 1, Vineyard - 1, Orem - 1)	
NOTE 622 Vote histories given in Utah County for Draper 2 and 3 Ballots counted in Salt Lake	

Section 4: Provisional Ballot Statistics

235	Provisional ballots issued
206	Provisional ballots counted
29	Total provisional ballots not counted
6	Already voted
3	Insufficient ID
10	Residency
10	Incomplete form
0	Other
87.7%	Percentage of provisionals that were counted
117	Number of provisional ballots that were same-day registration

Section 5: By Mail Ballot Statistics

3,800	Total challenged curable ballots (number of voters sent a cure notice)
1,253	Total rejected ballots that were curable but not cured
1,119	Envelopes with a signature that does not match the voter's signature
122	Unsigned envelopes
12	Ballots challenged for other curable reasons
33.0%	Percentage of curable ballots not cured
66	Number of ballots where the voter submitted a disability affidavit
1,742	Total rejected non-provisional ballots that could not legally be cured
1,724	Returned after the received-by deadline
18	Rejected for other non-curable reasons
1.5%	Percentage of ballots returned as undeliverable

Section 6: County Clerk Certification

I certify that the information contained in this report is true and accurate. (type your name in the field below)

Aaron R. Davidson



2025 Canvass - Audit Certification Report

County: Utah County, Utah

Election: 2025 Municipal / Local School Board General

Post Election Ballot Audit Summary

1. Number of paper ballots processed: 120,163
2. Number of ballots audited: 1,725
3. List the contests on the ballot that were audited:

SEE ATTACHED

Were there any differences between the tabulation software and the votes marked on the paper ballots?

Yes No *(*If YES, please attach an explanation of any inconsistencies)*

SEE ATTACHED

DRE Machine Audit Summary (Salt Lake only)

1. Number of voting machines used in the election: _____
2. Number of polling places used for the election: _____
3. Number of voting machines audited: _____
4. Were tamper-evident seals affixed to all journal tape canisters? Yes No
*(*If no, please attach copies of the journal tape logs for the applicable canisters)*
5. Did all machine serial numbers match when the canisters were installed and removed? Yes No
*(*If no, please attach copies of the journal tape logs for the applicable canisters)*
6. Did any tape seals on the journal tape canisters show evidence of tampering? Yes No
*(*If yes, please attach copies of the logs for the applicable canisters)*
7. Were there any differences between the machine results and hand-counted results for any audited machine? Yes No *(*If yes, please attach copies of the hand count logs for the applicable canisters)*

Ballot Envelope Signature audit Summary

Total number of signature affidavits audited: 1,493

Did the signature audit reveal any inconsistencies between a signature's initial verification and the audit?

Yes No *(*If YES, please attach an explanation of any inconsistencies)*

2 marked Sig does not match. Overturned to matched and ballots counted



2025 Canvass - Audit Certification Report

Clerk Certification – to be completed before the canvass

Yes No I certify that the audits described above were conducted according to the audit policy. This includes ensuring that all election workers and auditors completed the required training, were sworn in, and that each auditor signed an affidavit created by the clerk for the work they audited.

Yes No I certify that I have reviewed the number of vote histories recorded in VISTA and they closely match the number of ballots counted in my county during this election. This number should be zero, or close to zero. Corrections should be made to ballots or voter records PRIOR to canvassing results.

Number of ballots counted: 120,163

Number of vote histories: 120,977

Difference: -814

Explain any differences:
SEE ATTACHMENT

Yes No I certify that I have properly maintained chain of custody controls as outlined in 20A-3a-401.1 and Rule 623-8.

Yes No I certify that I have properly maintained the voter list in accordance with state and federal laws (20A-3a-404(2) and Rule 623-10).

Yes No I complied with the requirements of the software validation rule R623-7: "before using any voting equipment, and before each election, the election officer shall verify that the firmware version on any voting equipment matches the firmware version that is certified by the EAC."

County Clerk Signature: _____

Date: 11/13/2025

Races in batches 11/13 Audit

Batch U0089 - Required

Lake Mountain 1
Lake Mountain 2
Lake Mountain 3
Lake Mountain 4
Lake Mountain 5
Lake Mountain 6
Lake Mountain 7
Eagle Mountain Mayor
Eagle Mountain City Council
Eagle Mountain Prop 8
Saratoga Springs Mayor
Saratoga Springs City Council

Batch U0009 - Required

Provo Mayor
Provo City Wide 1
Provo District 2
Provo District 5
Provo Prop 5

Batch T0212 - Required

Provo Mayor
Provo City Wide 1
Provo District 2
Provo District 5
Provo Prop 5

Batch U0006 - Required

Spanish Fork Mayor
Spanish Fork City Council
Springville Mayor
Springville City Council
Woodland Hills Mayor
Woodland Hills City Council

Batch T0219 - Required

Timpanogos 1
Timpanogos 2
Timpanogos 3

Timpanogos 5
Pleasant Grove Mayor
Pleasant Grove City Council
Lindon Mayor
Lindon City Council
Orem Mayor
Orem City Council
Vineyard Mayor
Vineyard City Council

Batch T0263 - Required

Provo Mayor
Provo City Wide 1
Provo District 2
Provo District 5
Provo Prop 5

Batch U0206 - Extra

Lake Mountain 1
Lake Mountain 2
Lake Mountain 3
Lake Mountain 4
Lake Mountain 5
Lake Mountain 6
Lake Mountain 7

Batch U0195 - Extra

Aspen Peaks 1
Aspen Peaks 2
Aspen Peaks 3
Aspen Peaks 4
Aspen Peaks 6
Aspen Peaks 7
Alpine Mayor
Alpine City Council
American Fork Mayor
American Fork City Council
Highland Mayor
Highland City Council
Lehi Mayor
Lehi City Council

2025 Canvass – Audit Certification Report

Were there any differences between the tabulation software and the votes marked on the paper ballots?

YES

T0219 – One race on one of the ballots was a vote for 2 candidates. The voter voted for 2 candidates. Then afterwards we went and crossed off one of the 2 candidates. The reader did not call out the vote for the candidate that was crossed off. The machine reads that as a vote for both of those candidates. The results reflected this vote counted. We did flag that ballot and went and adjudicated that ballot to reflect just a vote for the one candidate per the voter’s intent on that race.

U0006 - One race on one of the ballots was a vote for 2 candidates. The voter voted for 2 candidates. Then afterwards we went and crossed off one of the 2 candidates. The reader did not call out the vote for the candidate that was crossed off. The machine reads that as a vote for both of those candidates. The results reflected this vote counted. We did flag that ballot and went and adjudicated that ballot to reflect just a vote for the one candidate per the voter’s intent on that race.

2025 Canvass – Audit Certification Report

Number of Ballots Counted: **120,163**

Number of Vote Histories: **120,977**

Difference: **-814**

The differences are as follows:

543 Draper voters given credit in UTCO but tabulated in SLCO

180 Ballots that are in the ballot process and not yet tabulated

87 in a DS200 used for replication, not yet in tabulated total

5 Fleeing voters that got credit but did not submit a ballot

That is -815

We need to increase the history by one:

~~1~~ Check-in is recorded on Epulse and the poll book but there is no credit given, we are not sure how. We will reach out to vista support before canvass to handle this voter.

For a total difference of **-814 Ballots**. We still have outstanding cures that could be cured before the deadline, giving us more ballots counted and more voter credit given. Those will be updated, released, and sent to the LG's office on the day of Canvass. November 18th at 2pm.


Board of Canvassers of Utah County, Utah

November 18, 2025 - 2:00PM


We, the Board of Canvassers of Utah County, Utah have declared elected or nominated those persons who had the highest number of votes and sought election or nomination to an office completely within the board's jurisdiction.

We have reviewed the attached election results for the 2025 Local School Boards and Spring Lake Municipal Elections. We certify the attached results, which may also be found by visiting vote.utahcounty.gov.

This concludes the report of the Utah County Board of Canvassers.




Commissioner Skyler Beltran



Commissioner Amelia Power Gardner



Commissioner Brandon B. Gordon



Aaron R. Davidson
Utah County Clerk

FINAL UNOFFICIAL ELECTION RESULTS
2025 MUNICIPAL GENERAL ELECTION
Salt Lake County, Utah

Date: 11-17-2025
25DR03

Vote By Mail and In Person

Voters Cast: 303 of 1,087 (27.87%)

ASPEN PEAKS SCHOOL BOARD 4 (5 YEAR TERM) (Vote for 1)

	Total	
Times Cast	303 / 1,087	27.87%
Candidate	Total	
AMBER BONNER	147	56.54%
WENDI JENSEN	113	43.46%
Total Votes	260	

FINAL UNOFFICIAL ELECTION RESULTS
2025 MUNICIPAL GENERAL ELECTION
Salt Lake County, Utah

Date: 11-17-2025
25DR02

Vote By Mail and In Person

Voters Cast: 329 of 874 (37.64%)

ASPEN PEAKS SCHOOL BOARD 4 (5 YEAR TERM) (Vote for 1)

	Total	
Times Cast	329 / 874	37.64%
Candidate	Total	
AMBER BONNER	169	57.88%
WENDI JENSEN	123	42.12%
Total Votes	292	

UTAH LIEUTENANT GOVERNOR DIEDRE HENDERSON


NOTICE OF IMPENDING BOUNDARY ACTION INCORPORATION OF THE TOWN OF SPRING LAKE

I hereby make the following affirmations, in compliance with the requirements of Utah Code Ann. §67-1a-6.5(3):

1. I am the duly elected Mayor of the Town of Spring Lake, pursuant to Utah Code Ann. §§ 10-2a-217(1)(a) and 67-1a-6.5(3)(e). I was elected on November 4, 2025, and was sworn in on December 10, 2025. Pursuant to Utah Code Ann. § 10-2a-217(1)(a) and § 67-1a-6.5(3)(e), I am the approving authority submitting this Notice.
2. The election of the city officials occurred on November 4, 2025, and the canvass of the election occurred before the end of November 2025.
3. Pursuant to § 10-2a-217, I am filing this Notice of Impending Boundary Action within 30 days after the canvass of the final election of municipal officers under Section 10-2a-215.
4. The type of boundary action for which certification is sought is the creation and certification of a new town.
5. The name of the future local entity that is the subject of this boundary action shall be the Town of Spring Lake. The powers of government for the Town of Spring Lake will be vested in a council consisting of five members, one of which is a mayor, pursuant to Utah Code Ann. §10-3b-402, et seq.
6. In accordance with the requirements of §67-1a-6.5(3)(e), and as the approving authority for Spring Lake, I hereby certify that all requirements for this proposed boundary action have been met.
7. In fulfillment of those requirements, I am filing the following documents herewith:
 - a. An “Approved Final Local Entity Plat” that has been prepared in accordance with Utah Code Ann. §§ 67-1a-6.5(1)(b) and 17-23-20(4).
 - b. A letter from the Utah State Retirement Office created under Utah Code Ann. §49-11-201 identifying the potential provisions under Title 49, Utah State Retirement and Insurance Benefit Act, that the Town of Spring Lake shall comply with if it employs personnel.


c. An ArcGIS Shapefile of the city boundaries.

Signed and dated this 12 day of December, 2025.



Wade Menlove
Mayor-Elect
Town of Spring Lake

SUBSCRIBED AND SWORN to before me this 12th day of December, 2025



Notary Signature

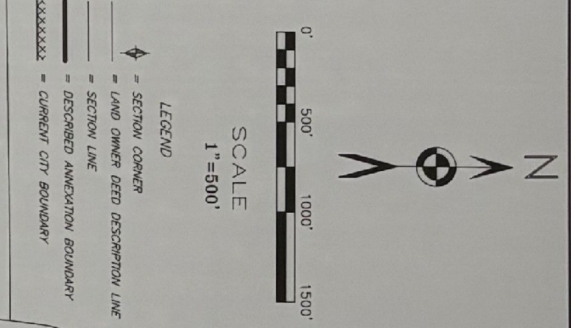
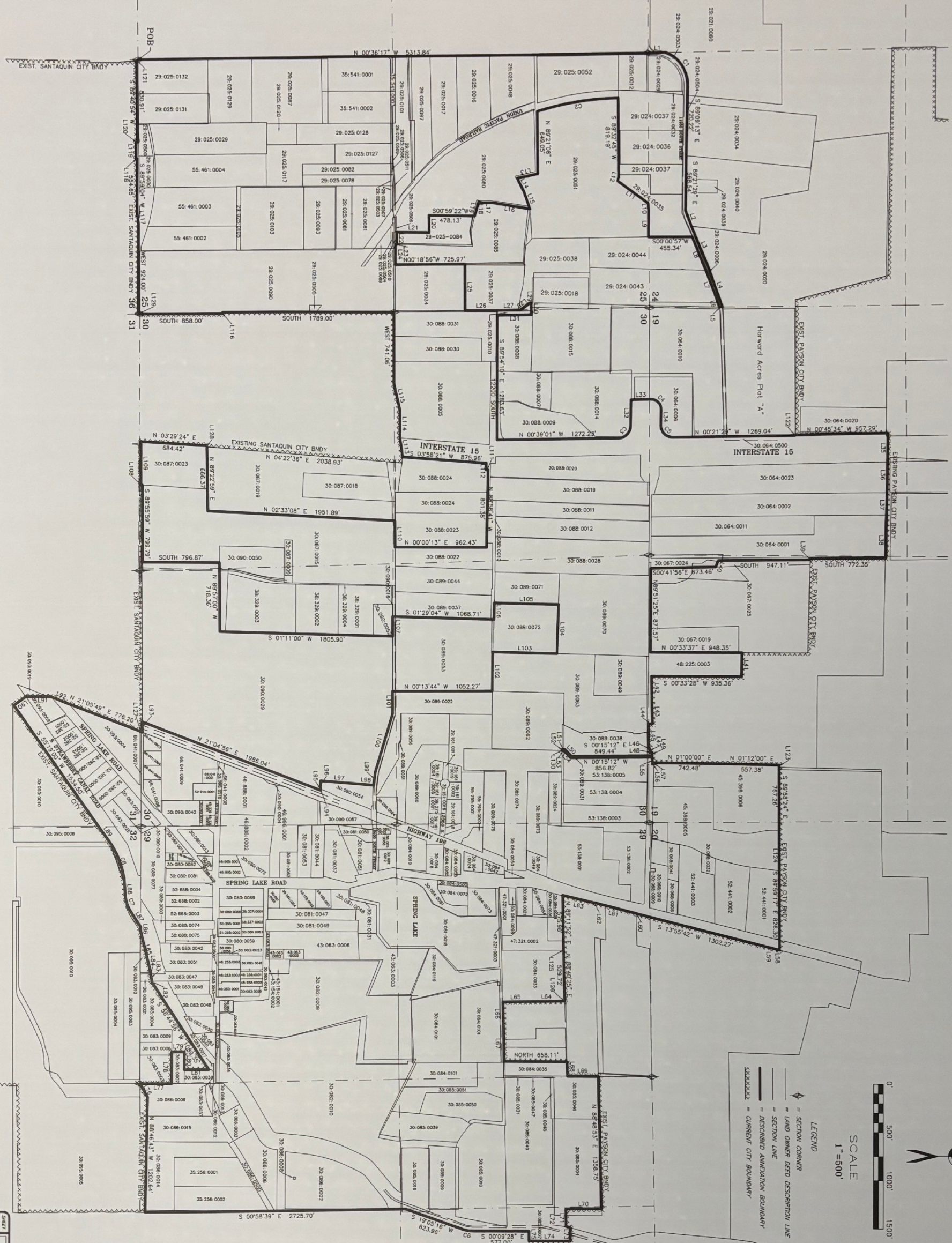
My Commission Expires:

October 20, 2026



TOWN OF SPRING LAKE

PARTS OF SECTIONS 24 & 25, T9S, R1E; SECTIONS 19, 20, 29, 30, 31 & 32, TOWNSHIP 9 SOUTH, RANGE 2 EAST, SALT LAKE BASE & MERIDIAN



AFFECTING TAX SERIAL #'S

LINE	BEARING	DISTANCE	LINE	BEARING	DISTANCE
1	N 07°48'57" W	197.81	126	S 89°10'21" E	101.42
2	N 10°00'00" E	442.03	127	N 89°10'21" E	101.42
3	N 70°33'11" E	114.84	128	N 89°10'21" E	101.42
4	S 07°18'33" E	33.42	129	N 89°10'21" E	101.42
5	S 62°02'52" W	110.89	130	N 89°10'21" E	101.42
6	S 68°00'48" W	375.73	131	N 89°10'21" E	101.42
7	S 89°48'45" W	219.60	132	N 89°10'21" E	101.42
8	S 89°48'45" W	219.60	133	N 89°10'21" E	101.42
9	S 89°48'45" W	219.60	134	N 89°10'21" E	101.42
10	S 89°48'45" W	219.60	135	N 89°10'21" E	101.42
11	S 89°48'45" W	219.60	136	N 89°10'21" E	101.42
12	S 89°48'45" W	219.60	137	N 89°10'21" E	101.42
13	S 89°48'45" W	219.60	138	N 89°10'21" E	101.42
14	S 89°48'45" W	219.60	139	N 89°10'21" E	101.42
15	S 89°48'45" W	219.60	140	N 89°10'21" E	101.42
16	S 89°48'45" W	219.60	141	N 89°10'21" E	101.42
17	S 89°48'45" W	219.60	142	N 89°10'21" E	101.42
18	S 89°48'45" W	219.60	143	N 89°10'21" E	101.42
19	S 89°48'45" W	219.60	144	N 89°10'21" E	101.42
20	S 89°48'45" W	219.60	145	N 89°10'21" E	101.42
21	S 89°48'45" W	219.60	146	N 89°10'21" E	101.42
22	S 89°48'45" W	219.60	147	N 89°10'21" E	101.42
23	S 89°48'45" W	219.60	148	N 89°10'21" E	101.42
24	S 89°48'45" W	219.60	149	N 89°10'21" E	101.42
25	S 89°48'45" W	219.60	150	N 89°10'21" E	101.42
26	S 89°48'45" W	219.60	151	N 89°10'21" E	101.42
27	S 89°48'45" W	219.60	152	N 89°10'21" E	101.42
28	S 89°48'45" W	219.60	153	N 89°10'21" E	101.42
29	S 89°48'45" W	219.60	154	N 89°10'21" E	101.42
30	S 89°48'45" W	219.60	155	N 89°10'21" E	101.42
31	S 89°48'45" W	219.60	156	N 89°10'21" E	101.42
32	S 89°48'45" W	219.60	157	N 89°10'21" E	101.42
33	S 89°48'45" W	219.60	158	N 89°10'21" E	101.42
34	S 89°48'45" W	219.60	159	N 89°10'21" E	101.42
35	S 89°48'45" W	219.60	160	N 89°10'21" E	101.42
36	S 89°48'45" W	219.60	161	N 89°10'21" E	101.42
37	S 89°48'45" W	219.60	162	N 89°10'21" E	101.42
38	S 89°48'45" W	219.60	163	N 89°10'21" E	101.42
39	S 89°48'45" W	219.60	164	N 89°10'21" E	101.42
40	S 89°48'45" W	219.60	165	N 89°10'21" E	101.42
41	S 89°48'45" W	219.60	166	N 89°10'21" E	101.42
42	S 89°48'45" W	219.60	167	N 89°10'21" E	101.42
43	S 89°48'45" W	219.60	168	N 89°10'21" E	101.42
44	S 89°48'45" W	219.60	169	N 89°10'21" E	101.42
45	S 89°48'45" W	219.60	170	N 89°10'21" E	101.42
46	S 89°48'45" W	219.60	171	N 89°10'21" E	101.42
47	S 89°48'45" W	219.60	172	N 89°10'21" E	101.42
48	S 89°48'45" W	219.60	173	N 89°10'21" E	101.42
49	S 89°48'45" W	219.60	174	N 89°10'21" E	101.42
50	S 89°48'45" W	219.60	175	N 89°10'21" E	101.42
51	S 89°48'45" W	219.60	176	N 89°10'21" E	101.42
52	S 89°48'45" W	219.60	177	N 89°10'21" E	101.42
53	S 89°48'45" W	219.60	178	N 89°10'21" E	101.42
54	S 89°48'45" W	219.60	179	N 89°10'21" E	101.42
55	S 89°48'45" W	219.60	180	N 89°10'21" E	101.42
56	S 89°48'45" W	219.60	181	N 89°10'21" E	101.42
57	S 89°48'45" W	219.60	182	N 89°10'21" E	101.42
58	S 89°48'45" W	219.60	183	N 89°10'21" E	101.42
59	S 89°48'45" W	219.60	184	N 89°10'21" E	101.42
60	S 89°48'45" W	219.60	185	N 89°10'21" E	101.42
61	S 89°48'45" W	219.60	186	N 89°10'21" E	101.42
62	S 89°48'45" W	219.60	187	N 89°10'21" E	101.42
63	S 89°48'45" W	219.60	188	N 89°10'21" E	101.42
64	S 89°48'45" W	219.60	189	N 89°10'21" E	101.42
65	S 89°48'45" W	219.60	190	N 89°10'21" E	101.42

CURVE TABLE

CHORD	RADIUS	ARC LENGTH	CHORD BEARING	BETA ANGLE
1.00	1.00	1.00	N 45°00'00" E	90.00
1.50	1.50	1.50	N 45°00'00" E	90.00
2.00	2.00	2.00	N 45°00'00" E	90.00
2.50	2.50	2.50	N 45°00'00" E	90.00
3.00	3.00	3.00	N 45°00'00" E	90.00
3.50	3.50	3.50	N 45°00'00" E	90.00
4.00	4.00	4.00	N 45°00'00" E	90.00
4.50	4.50	4.50	N 45°00'00" E	90.00
5.00	5.00	5.00	N 45°00'00" E	90.00
5.50	5.50	5.50	N 45°00'00" E	90.00
6.00	6.00	6.00	N 45°00'00" E	90.00
6.50	6.50	6.50	N 45°00'00" E	90.00
7.00	7.00	7.00	N 45°00'00" E	90.00
7.50	7.50	7.50	N 45°00'00" E	90.00
8.00	8.00	8.00	N 45°00'00" E	90.00
8.50	8.50	8.50	N 45°00'00" E	90.00
9.00	9.00	9.00	N 45°00'00" E	90.00
9.50	9.50	9.50	N 45°00'00" E	90.00
10.00	10.00	10.00	N 45°00'00" E	90.00

TOWN OF SPRING LAKE
FINAL ENTITY PLAT

TOWN OF SPRING LAKE, UTAH COUNTY, UTAH
SCALE 1" = 500 FEET
COUNTY RECORDER

LITLOW ENGINEERS & ASSOCIATES 1411 S. MAIN, NEPHIL, UTAH, PHONE (435) 623-0887 #1138

